

IDAL What's New in 2025?

Bex Rivara

Swine Lead EURAM – Global Swine MSD

October 2024



 **MSD**
Animal Health
The Science of Healthier Animals®

IDAL

- Overview
- Benefits
- Development
- Global reach
- Device Management
- 2025 Upgrades
- IDAL Connect for LeeO
- Portfolio
- 2025



The IDAL® kit contains:

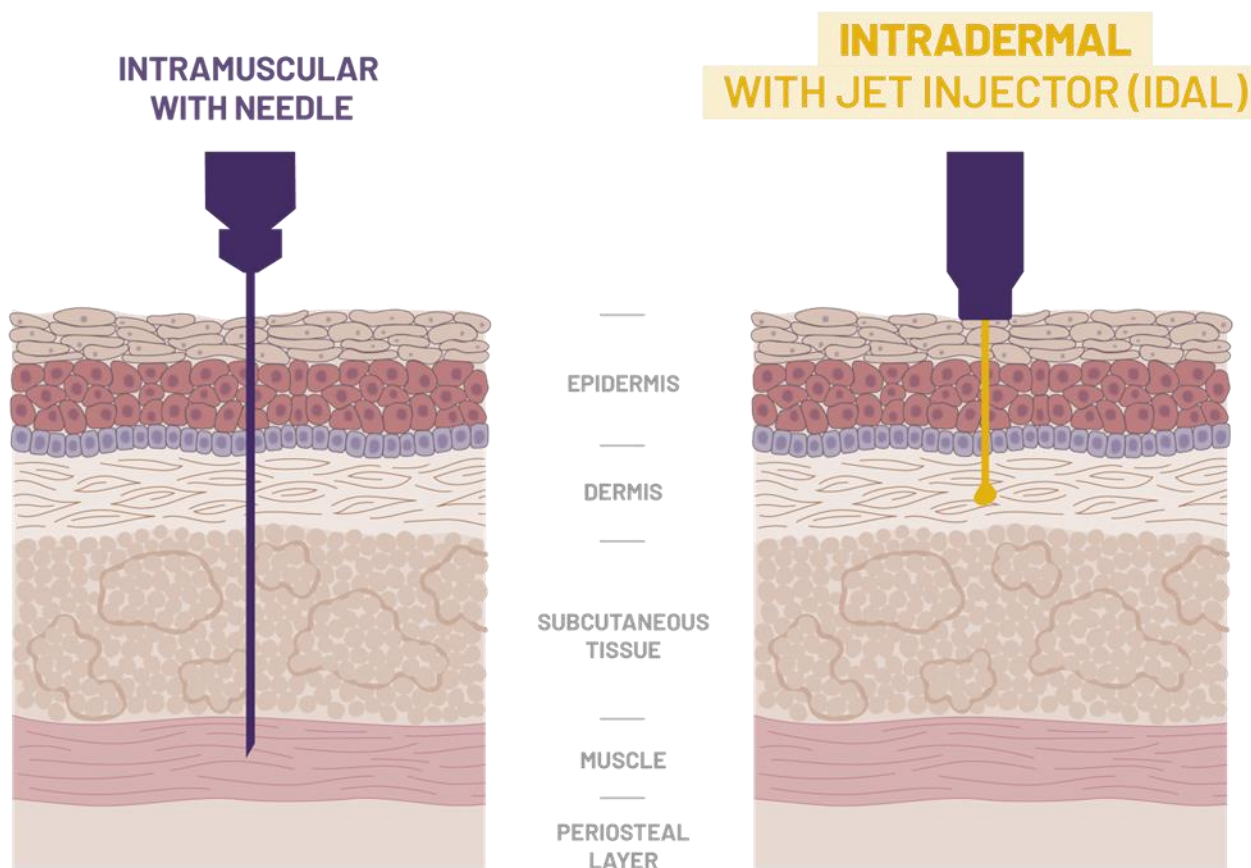
- 1 IDAL® vaccinator, quantity 1
- 2 Batteries, quantity 2
- 3 Battery charger, quantity 1
- 4 Rinsing fluid, quantity 2



MSD Animal Health

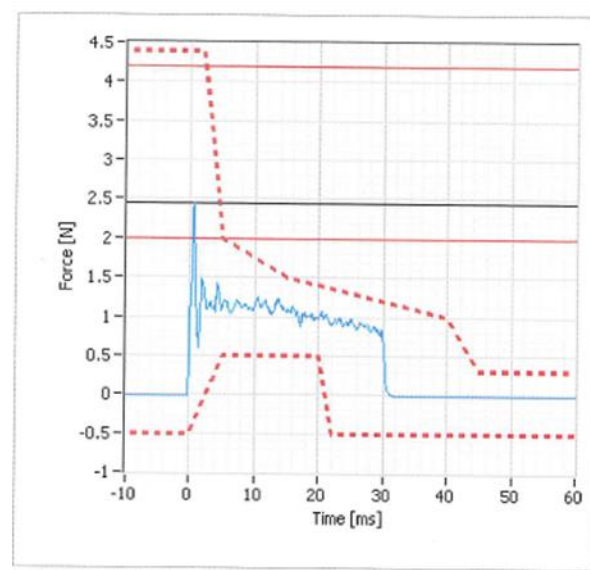
Intramuscular (IM) Vs Intradermal (ID) Vaccination

- High immunogenicity
- Biohazard
- Abscesses and possible damage of carcasses
- Response dependent on the migration of inflammatory leukocytes to the site of injection

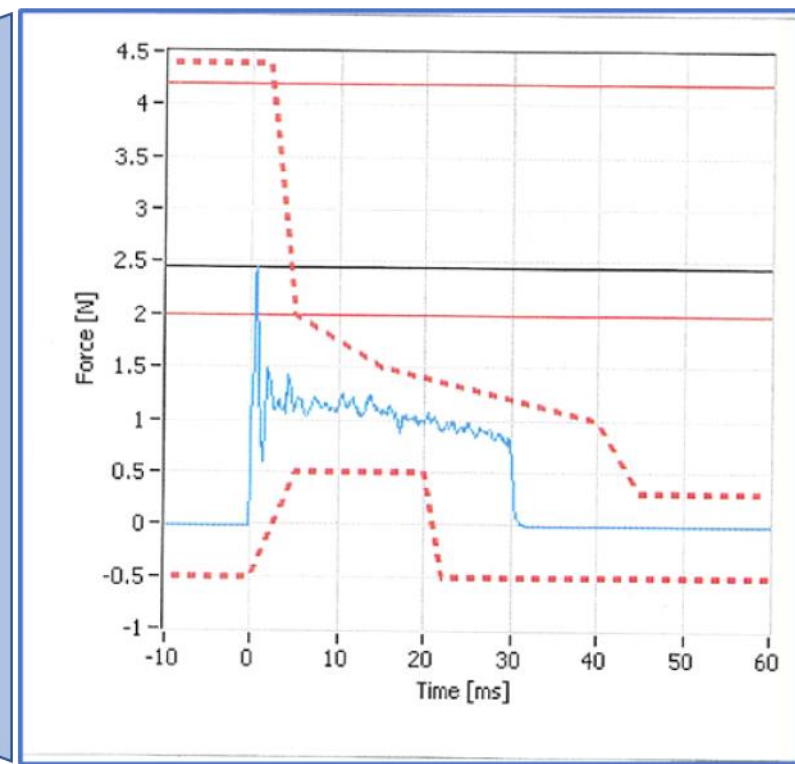


- High immunogenicity
- Higher safety
- No damage of carcasses
- Lower volume required (often 1/5 to 1/10)
- Good lymphatic drainage
- Reformulation and adaptation of vaccines required
- Requires precise delivery system

How does Needle Free ID Vaccination Work?



Type	IDAL3 Mono	
Serial-No.	1315407	
Max Volume	202 μ l	
Min Volume	200 μ l	pass
Mean Volume	201 μ l	
Max Pressure	2.7 N	
Min Pressure	2.5 N	pass
Mean Pressure	2.6 N	
Pressure Limits		pass
Total Counter	0	



Volume Measurement

Vol 1	Vol 2	Vol 3	Vol 4	Vol 5	Vol 6	Vol 7	Vol 8	Vol 9	Vol 10
202 μ l	201 μ l	202 μ l	202 μ l	201 μ l	200 μ l	200 μ l	202 μ l	201 μ l	200 μ l

Peak Measurement

Peak 1	Peak 2	Peak 3	Peak 4	Peak 5	Peak 6	Peak 7	Peak 8	Peak 9	Peak 10
2.6 N	2.6 N	2.5 N	2.7 N	2.6 N	2.5 N	2.5 N	2.5 N	2.6 N	2.5 N





The IDAL Way Benefits



WELFARE

Less pain and stress for pigs.



ANIMAL SAFETY

Reduced risk for iatrogenic transmission of pathogens between pigs.



EFFICACY

Quick, effective immune response (at least as good as with IM vaccination).



CONVENIENCE

PCV2, M. hyo, and Lawsonia vaccinations can be done simultaneously with the IDAL 3G Twin. Consult your vet about available combinations.



USER SAFETY

No needle injuries for the user.



QUALITY

Reduced tissue damage and no broken needles in the carcass.



FOOD SAFETY

The injected volume is only 10% of the total volume of an intramuscular vaccine dose and the distribution of the vaccine is limited to the skin.



THE IDAL WAY[®]

Animal Benefits

ANIMAL WELFARE



Less pain and stress

HYGIENE



Reduction of the risk of iatrogenic transmission.

ANIMAL SAFETY



Fewer systemic adverse effects.
Less local reactions / abscesses.

EFFICACY



Better health
(Efficiency vaccines -> disease protection).

User Benefits

USER WELL-BEING



Straight-forward ergonomically designed equipment.
Training & support provided.
Less stress.

USER SAFETY



No risk of self-injuries
(needle stick)

CONCURRENT USE



Sows + piglets
M Hyo + PCV +
Lawsonia + PRRSV

FLEXIBILITY



Less work / faster
vaccination

Operating Benefits



Environmental Benefits

Corporate Responsibility

IMPROVED
PRODUCTIVITY



>

FOOD
SAFETY



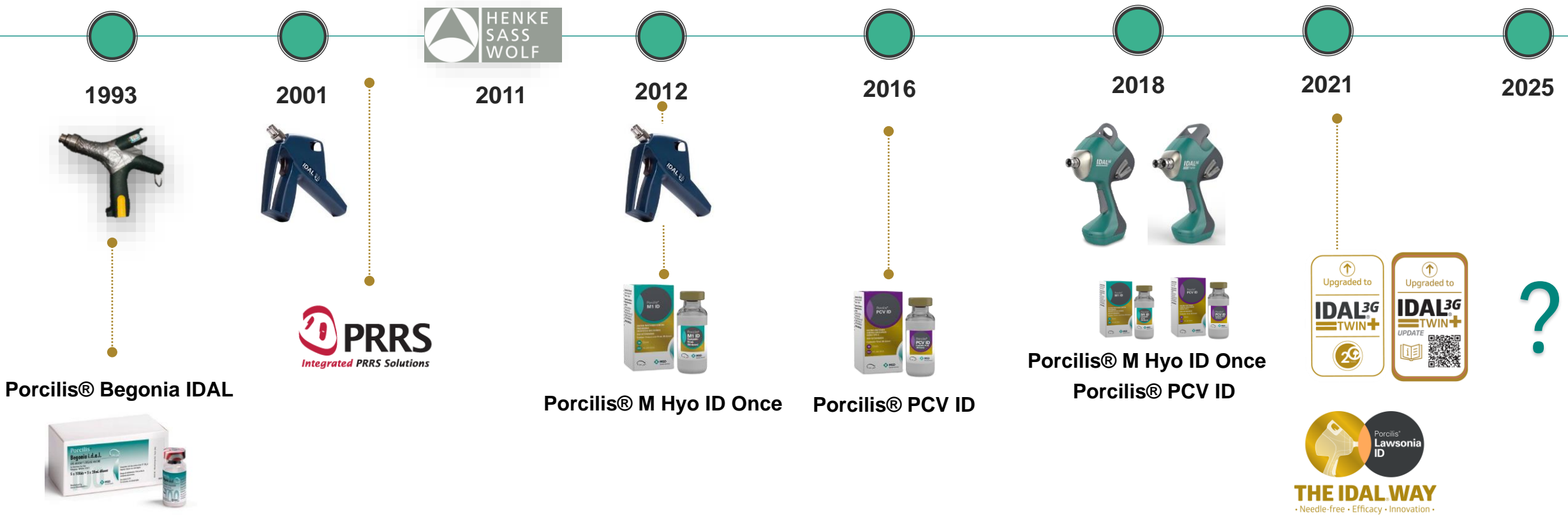
ANIMAL
WELFARE



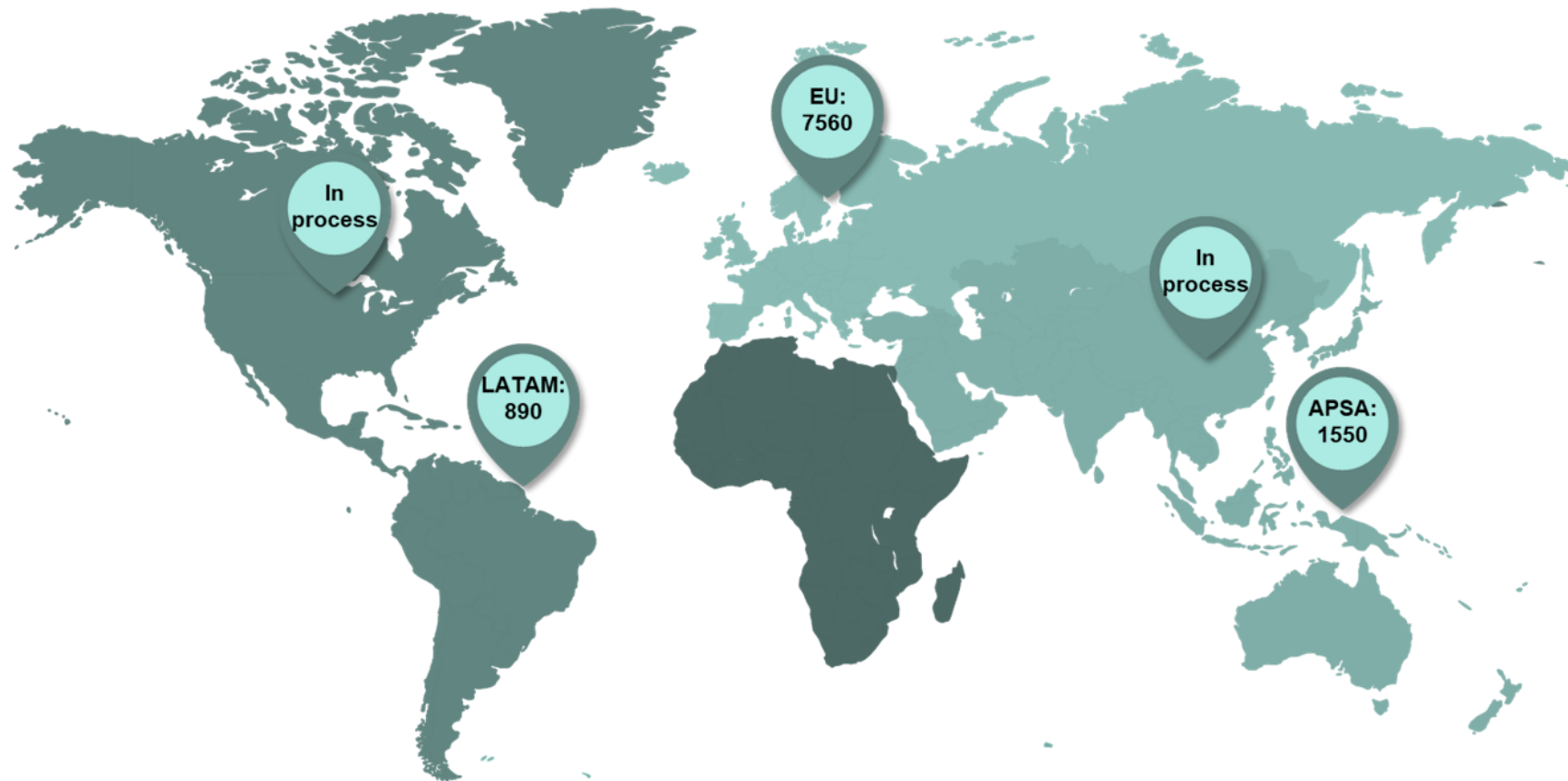
SUSTAINABILITY



Over 20 Years of IDAL



Over 10,000 Devices Worldwide



How are devices managed?



Manage Devices

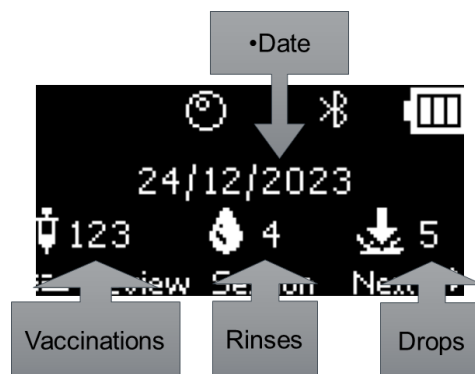
Manage Repairs & Maintenance

Multiple User Profiles, internal and external

Device History

Usage, doses, sessions

Upgrades in 2025



IDAL LeeO



IDAL Connect for LeeO

- ✓ Individualized pig health records
- ✓ Real-time data capturing
- ✓ Optimize production
- ✓ Control quality
- ✓ Prevent disease
- ✓ Improve animal welfare



IDAL Portfolio

1 or 2
Antigens




2 or 3
Antigens



4
Antigens



2025 - Porcilis PCV Myho ID



Thank you



Bex Rivara
Euram Swine Business Lead
Rebecca.Rivara@msd.com